

innovi Update 2, November 2022



Dear innovi user,

The following functionality is included in the innovi update that took place on 29th November 2022.

innovi – Reports

Create a custom report

Users can now create custom reports from the Report tab. Available reports are dependent on the rules that the system is running and can be: alarm events (raw data / statistics-aggregated data), health events (raw data / statistics-aggregated data), as well as traffic analysis, and people counting.

The screenshot displays the 'Create report' interface in the innovi system. The top navigation bar includes 'Administrator', 'Monitor', 'Investigate', 'Reports', and 'Settings'. The 'Create report' form is divided into several sections:

- Data type:** A dropdown menu set to 'Alarm events'.
- Export type:** Radio buttons for 'Raw data, including' (selected) and 'Statistical data, aggregated'. A secondary dropdown for 'Raw data, including' is set to 'Only essential data', and a dropdown for 'Statistical data, aggregated' is set to 'Hourly'.
- Date range:** 'Start date' is '11/28/2022 07:30 PM' and 'End date' is '11/29/2022 07:30 PM', both with calendar icons.
- File type:** Radio buttons for 'Excel file' (selected) and 'CSV file'.

A notification message states: 'Alarm events data from 11/28/2022, 7:30 PM to 11/29/2022, 7:30 PM will be exported.' Below the form is a 'Create' button. The lower section, titled 'Created reports', shows a list of three reports with 'Download' and trash icons for each:

- innovi Report - Alarm Events - Statistics - FrontEnd Account - 2022-11-29 15:00:00 UTC.xlsx
- innovi Report - Alarm Events - Data - FrontEnd Account - 2022-11-28 17:30:00 UTC.xlsx
- innovi Report - Alarm Events - Statistics - FrontEnd Account - 2022-11-28 15:00:00 UTC.xlsx

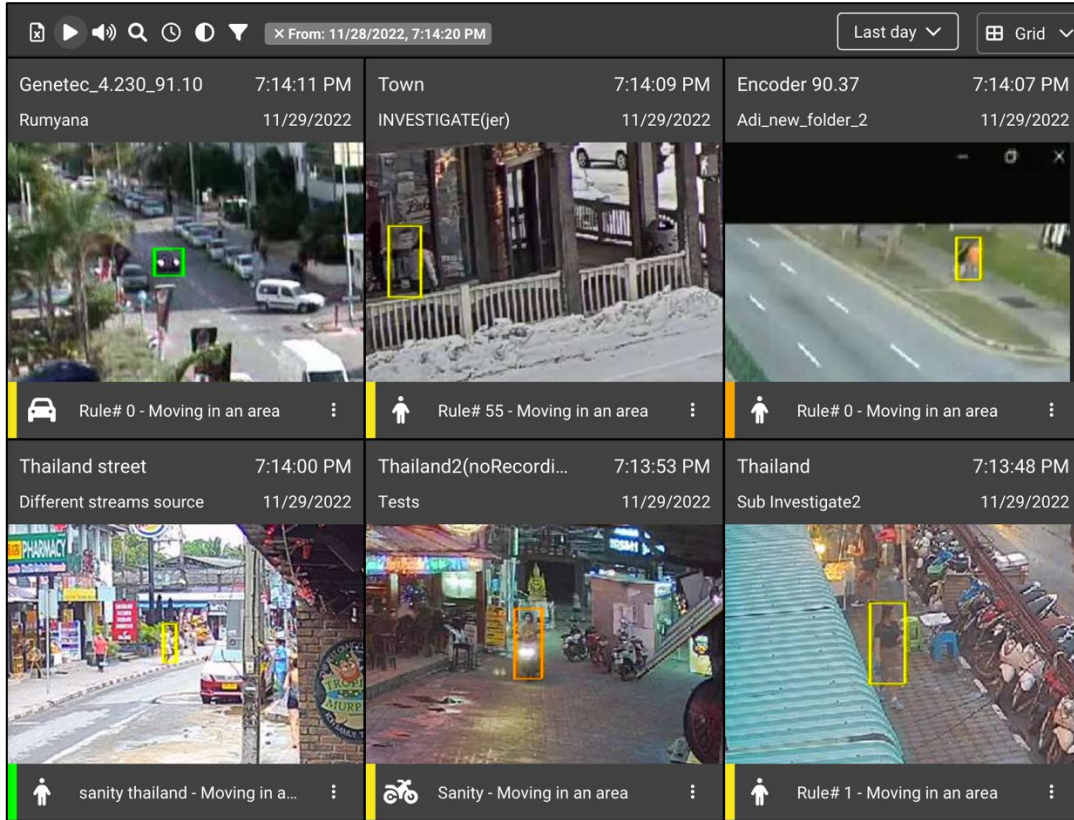
At the bottom, there is a pagination control showing 'Page 1/1, Total: 3' and a note: 'Reports older than 7 days are automatically removed from the system.'

Scheduled reports (IRIS+)

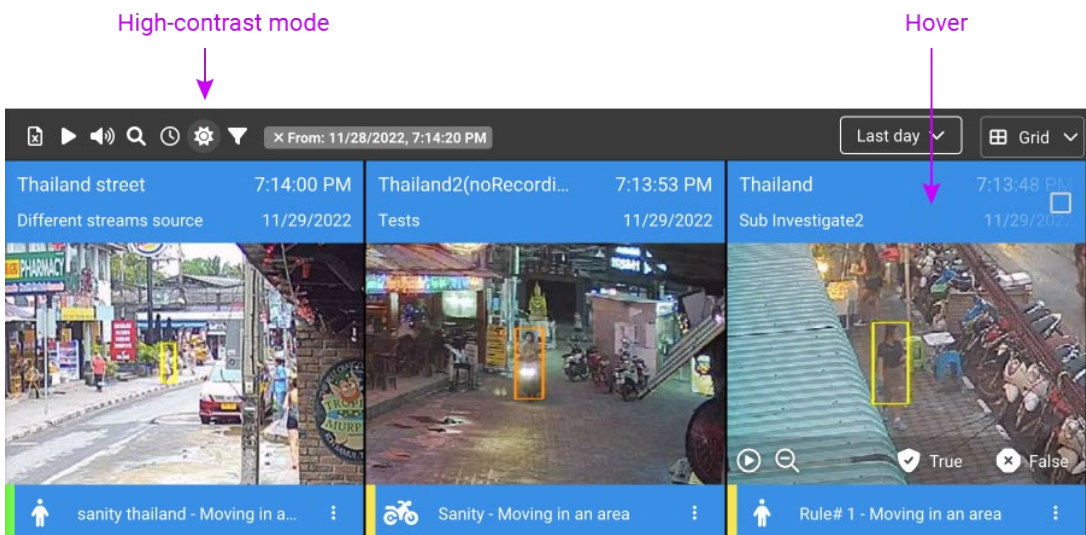
In addition to the new reporting capability, the users who choose to upgrade innovi to the IRIS+ system will have the option of scheduling the reports. This functionality allows users to automatically send the custom reports to a specified e-mail address (or addresses) according to the desired schedule.

Redesigned monitor cards

The new monitor cards with improved layout and flexibility.

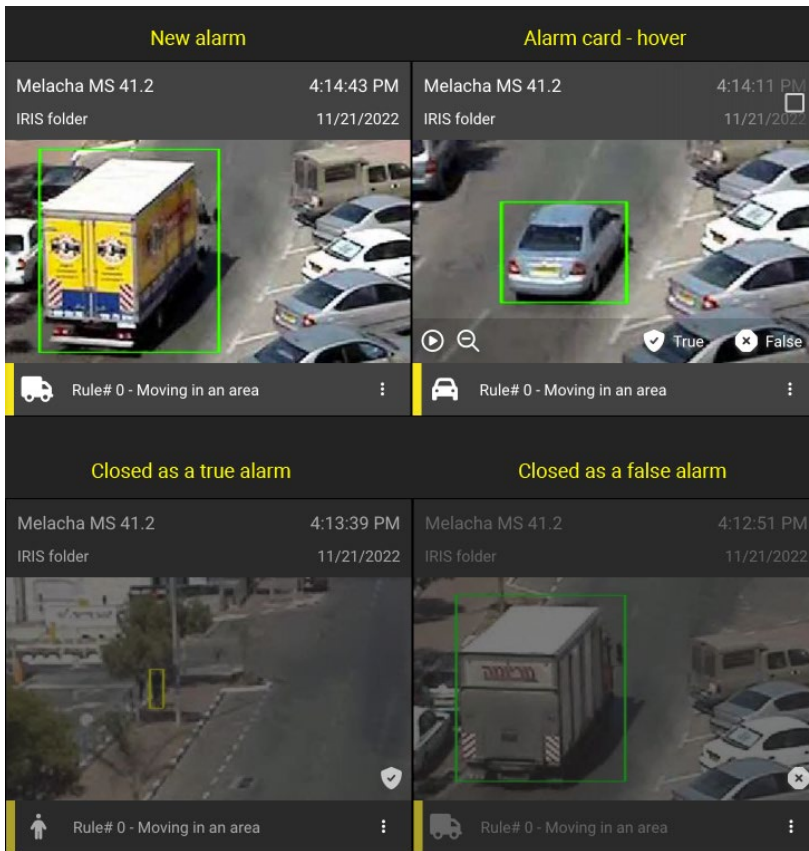


Now also including the high-contrast mode:

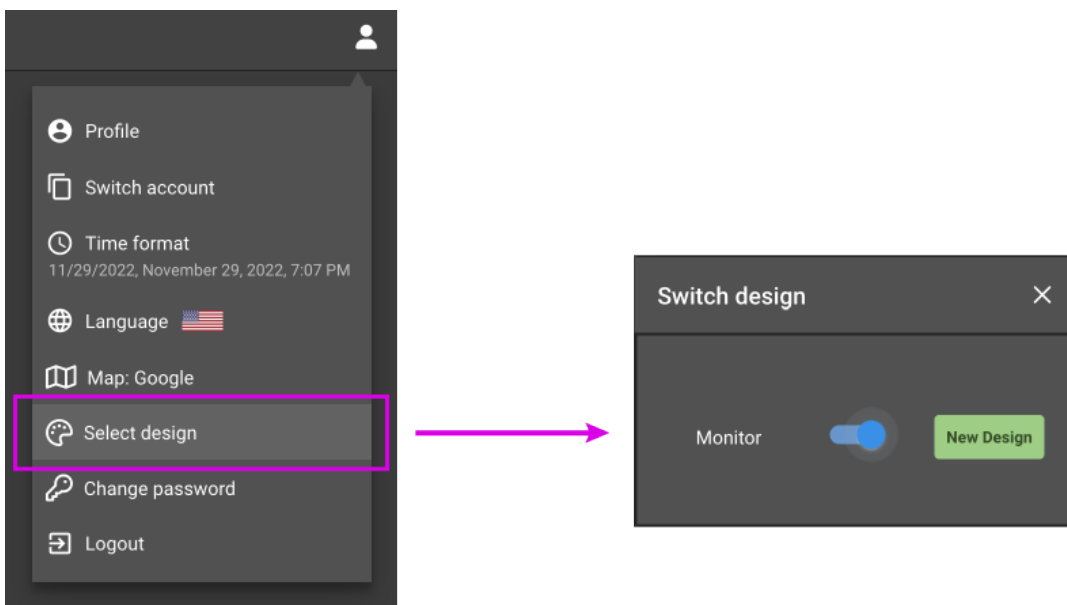


For more information visit www.agentvi.com or email sales@agentvi.com

The cards load video clips only when the “Play” button is pressed in the hover state (mouse-over state). This solution makes the entire monitor view much more responsive. Available card states:



The new monitoring cards can be activated from the main menu by switching to the new design:



For more information visit www.agentvi.com or email sales@agentvi.com

Security groups members

The group now displays the list of users added to the group.

The screenshot shows the 'Security groups' management interface. The 'Peter Test' group is selected, showing its details and a list of members. The group description is 'Peter is testing'. The members list includes:

Name	Status	Email	Role
Julia	Suspended	julia.backlund@irisity.com	User
Maria Test Operator	Suspended	maria.testmail@testmail.com	Operator
Mattias Test User	Active	invalid@domain.xyz	User
Tommy Admin	Active	dev.tommy.olason@gmail.com	User

Group permissions for 'Folder': Read, Create, Update, Delete. The interface also shows a pagination control for the members list (Page 1/1, Total: 4).

For more information visit www.agentvi.com or email sales@agentvi.com